











SPOTlight: School Year 2022-2023

Parkway Center City Middle College High School			
School Code	5080	Principal Name	
Sector	District	Address	540 N 13th St
Network	Network 1	Phone	215 400 7620
Report Type	High School	Admission Category	Criteria Based
Receives K8 Report	No	October 1 Enrollment	436
Grades in Report	9 12		
Website	parkwaycc.philasd.org		

School Performance Outcomes Table

CONDITIONS FOR SUCCESS				
Metric Name	2021-22 Results	2022-23 Results	2022-23 Progress	Metric Description
Student Attendance	83.3%	82.0%	-1.3 %-pts 	Percentage of students attending 90% or more of instructional days
Teacher Attendance	75.0%	100.0%	+25.0 %-pts 	Percentage of teachers attending 90% or more of work days
Student Dropouts (Grades 9-12)	5	14	+9 	Number of students no longer enrolled, and who did not transfer or graduate
Graduation Rate (4-Year Cohort)	100.0%	92.4%	-7.6 %-pts 	Percentage of students graduating high school within four years of first-time enrollment in 9th grade

ACADEMIC GOALS						
Metric Name	2018-19 Results*	2022-23 Results	2022-23 Progress	2018-19 Results*	2022-23 Results	2022-23 Progress
Goal 4: Best by 11th Grade	Keystone Proficient or Advanced			Keystone Below Basic		
Algebra 1	81.2%	45.1%	-36.1 %-pts 	0.0%	4.9%	+4.9 %-pts 
Biology	41.4%	34.9%	-6.5 %-pts 	21.6%	8.5%	-13.1 %-pts 
Literature	89.7%	90.6%	+0.9 %-pts 	0.0%	0.0%	+0.0 %-pts 

* Due to COVID-19 pandemic-related test cancellations and exemptions, Keystone results for 2022-23 are compared to pre-pandemic (2018-19) performance.

Metric Name	2021-22 Results	2022-23 Results	2022-23 Progress	Metric Description
Goal 5: Grade 12 CTE	NOCTI Competent or Advanced			
NOCTI	Insufficient Sample			Percentage of students passing the industry standards assessment specific to each Career and Technical Education (CTE) program

All SPOTlight indicator colors are based on unrounded changes in results. Percentage point changes are rounded to the nearest tenth for display.

SPOTlight Legend:	Improving 	Maintaining 	Not Improving 
-------------------	-----------------------------------------------------------------------------------------------	--------------------------------------------------------------------------------------------------	-----------------------------------------------------------------------------------------------------

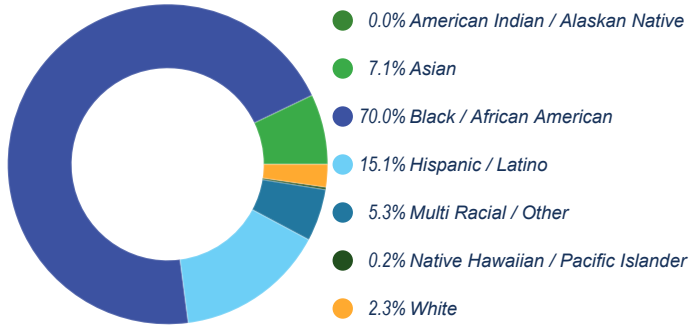


Parkway Center City Middle College High School

2022-2023 SCHOOL PROGRESS REPORT ON EDUCATION AND EQUITY

School Code | 5080 Sector | District Network | Network 1
 Principal Name | Address | 540 N 13th St
 Phone | 215-400-7620 Website | parkwaycc.philasd.org
 Report Type | High School Grades in Report | 9-12
 Admissions Category | Criteria-Based
 Receives K8 Report | No Oct 1 Enrollment | 436

Student Enrollment and Demographics



438

of Students Served Over the Full Year

3.4%

% of Students with IEPs

1.8%

% of Students Identified as English Learners

66.3%

% of Students Identified as Economically Disadvantaged

Student Attendance

52.5%

% of Students Attending at Least 95% of Instructional Days

82.0%

% of Students Attending at Least 90% of Instructional Days

Score Level	Performance	Improvement	Level
Not Applicable for 2022-2023			
Performance	Black / African American		
Insufficient Data for Score	Insufficient Data for Score	Insufficient Data for Score	NA
Improvement	Hispanic / Latino		
Insufficient Data for Score	Insufficient Data for Score	Insufficient Data for Score	NA
Improvement	Multi Racial / Other		
Improving in 25.0% 3 out of 12 Eligible Metrics	Insufficient Data for Score	Insufficient Data for Score	NA
Goal Performance (All Students)			
Four-Year Cohort Graduation Rate			
Score: 92.4%			
NOT IMPROVING -7.6 From Prior Year			
GOAL 4 Keystone: % of Students Proficient or Advanced on All 3 Keystones, Grade 11			
Score: 23.6%			
NOT IMPROVING -17.5 From Prior Year			
GOAL 5 % of 12th Grade CTE Students Meeting Industry Standards			
Insufficient Sample			
White			
Insufficient Data for Score	Insufficient Data for Score	Insufficient Data for Score	NA
American Indian / Alaskan Native			
Insufficient Data for Score	Insufficient Data for Score	Insufficient Data for Score	NA
Asian			
Insufficient Data for Score	Insufficient Data for Score	Insufficient Data for Score	NA
Native Hawaiian / Pacific Islander			
Insufficient Data for Score	Insufficient Data for Score	Insufficient Data for Score	NA
English Learners			
Insufficient Data for Score	Insufficient Data for Score	Insufficient Data for Score	NA
Students with IEPs			
Insufficient Data for Score	Insufficient Data for Score	Insufficient Data for Score	NA
Economically Disadvantaged			
Insufficient Data for Score	Insufficient Data for Score	Insufficient Data for Score	NA

● Improving ● Maintaining
● Not Improving ● Not Applicable

Climate, Culture & Opportunity

Conditions for Success

School Code | 5080 School Name | Parkway Center City Middle College High School

% of Students Attending 90%+ of Days

All Students

438 Students

Score: 82.0%



NOT IMPROVING

-1.3 From Prior Year



% of Students Attending

Greater Than 95% of Instructional Days

52.5%

90-95% of Instructional Days

29.5%

85-90% of Instructional Days

9.8%

80-85% of Instructional Days

4.1%

Less than 80% of Instructional Days

4.1%

Number of Dropouts

All Students

Grades 9-12

Students: 14

NOT IMPROVING

+9.0 From Prior Year



% of Students Receiving Zero Out-of-School Suspensions

All Students

438 Students

Score: 99.5%



MAINTAINING

+0.2 From Prior Year



* Schools that are performing at the most positive value for a metric automatically receive a label of "Improving", even if no change in performance occurred.

Climate, Culture & Opportunity

Conditions for Success

School Code | 5080 School Name | Parkway Center City Middle College High School

% of Teachers Attending 90%+ of Days

All Teachers

18 Teachers

Score: 100.0%



IMPROVING

+25.0 From Prior Year



Additional Teacher Metrics

20.0%

% of Teachers Rated as Distinguished

80.0%

% of Teachers Rated as Proficient

95.2%




Year-to-Year Teacher Retention

* Schools that are performing at the most positive value for a metric automatically receive a label of "Improving", even if no change in performance occurred.

College & Career: Every Student Graduates Ready for College and Careers

Conditions for Success

School Code | 5080 School Name | Parkway Center City Middle College High School







Four-Year Cohort Graduation Rate	Other Key Metrics		
<p>All Students 97 out of 105 Students</p> <p>Score: 92.4%</p> <p>NOT IMPROVING -7.6 From Prior Year </p>			
<p>Black / African American 73 out of 79 Students</p> <p>Score: 92.4%</p> <p>NOT IMPROVING -7.6 From Prior Year </p>	<p>94.5% 80.4% 53.6%</p>		
<p>Hispanic / Latino</p> <p>Insufficient Sample</p>	<p>Ninth-Grade On-Track Rate</p>	<p>First-Fall Matriculation</p>	<p>% of Students Completing the FAFSA by End of 12th Grade</p>
<p>Multi Racial / Other</p> <p>Insufficient Sample</p>			
<p>White</p> <p>Insufficient Sample</p>			
<p>American Indian / Alaskan Native</p> <p>Insufficient Sample</p>			
<p>Asian</p> <p>Insufficient Sample</p>			
<p>Native Hawaiian / Pacific Islander</p> <p>Insufficient Sample</p>			
<p>English Learners</p> <p>Insufficient Sample</p>			
<p>Students with IEPs</p> <p>Insufficient Sample</p>			
<p>Economically Disadvantaged 59 out of 59 Students</p> <p>Score: 100.0%</p> <p>IMPROVING +0.0 From Prior Year </p>			

* Schools that are performing at the most positive value for a metric automatically receive a label of "Improving", even if no change in performance occurred.

College & Career: Every Student Graduates Ready for College and Careers

Goal 4 - Keystone Algebra I Proficiency, Grade 11

School Code | 5080 School Name | Parkway Center City Middle College High School

Keystone Algebra 1: % of Students Proficient or Advanced, Grade 11	Keystone Algebra 1: % of Students Below Basic, Grade 11
<p>All Students 46 out of 102 Students</p> <p>Score: 45.1%</p> <p>NOT IMPROVING -36.1 From Prior Year </p>	<p>All Students 5 out of 102 Students</p> <p>Score: 4.9%</p> <p>NOT IMPROVING +4.9 From Prior Year </p>
<p>Black / African American 26 out of 65 Students</p> <p>Score: 40.0%</p> <p>Not Applicable No Data Prior Year </p>	<p>Black / African American 4 out of 65 Students</p> <p>Score: 6.2%</p> <p>Not Applicable No Data Prior Year </p>
<p>Hispanic / Latino</p> <p>Insufficient Sample</p>	<p>Hispanic / Latino</p> <p>Insufficient Sample</p>
<p>Multi Racial / Other</p> <p>Insufficient Sample</p>	<p>Multi Racial / Other</p> <p>Insufficient Sample</p>
<p>White</p> <p>Insufficient Sample</p>	<p>White</p> <p>Insufficient Sample</p>
<p>American Indian / Alaskan Native</p> <p>Insufficient Sample</p>	<p>American Indian / Alaskan Native</p> <p>Insufficient Sample</p>
<p>Asian</p> <p>Insufficient Sample</p>	<p>Asian</p> <p>Insufficient Sample</p>
<p>Native Hawaiian / Pacific Islander</p> <p>Insufficient Sample</p>	<p>Native Hawaiian / Pacific Islander</p> <p>Insufficient Sample</p>
<p>English Learners</p> <p>Insufficient Sample</p>	<p>English Learners</p> <p>Insufficient Sample</p>
<p>Students with IEPs</p> <p>Insufficient Sample</p>	<p>Students with IEPs</p> <p>Insufficient Sample</p>
<p>Economically Disadvantaged 26 out of 65 Students</p> <p>Score: 40.0%</p> <p>Not Applicable No Data Prior Year </p>	<p>Economically Disadvantaged 2 out of 65 Students</p> <p>Score: 3.1%</p> <p>Not Applicable No Data Prior Year </p>

* Schools that are performing at the most positive value for a metric automatically receive a label of "Improving", even if no change in performance occurred.

* Due to COVID-19 pandemic-related test cancellations and exemptions, Keystone results for 2022-2023 are compared to pre-pandemic (2018-2019) performance; 2018-2019 subgroup data are not included.

College & Career: Every Student Graduates Ready for College and Careers

Goal 4 - Keystone Biology Proficiency, Grade 11

School Code | 5080 School Name | Parkway Center City Middle College High School

Keystone Biology: % of Students Proficient or Advanced, Grade 11	Keystone Biology: % of Students Below Basic, Grade 11
<p>All Students 37 out of 106 Students</p> <p>Score: 34.9% NOT IMPROVING -6.5 From Prior Year </p>	<p>All Students 9 out of 106 Students</p> <p>Score: 8.5% IMPROVING -13.1 From Prior Year </p>
<p>Black / African American 21 out of 68 Students</p> <p>Score: 30.9% Not Applicable No Data Prior Year </p>	<p>Black / African American 6 out of 68 Students</p> <p>Score: 8.8% Not Applicable No Data Prior Year </p>
<p>Hispanic / Latino</p> <p>Insufficient Sample</p>	<p>Hispanic / Latino</p> <p>Insufficient Sample</p>
<p>Multi Racial / Other</p> <p>Insufficient Sample</p>	<p>Multi Racial / Other</p> <p>Insufficient Sample</p>
<p>White</p> <p>Insufficient Sample</p>	<p>White</p> <p>Insufficient Sample</p>
<p>American Indian / Alaskan Native</p> <p>Insufficient Sample</p>	<p>American Indian / Alaskan Native</p> <p>Insufficient Sample</p>
<p>Asian</p> <p>Insufficient Sample</p>	<p>Asian</p> <p>Insufficient Sample</p>
<p>Native Hawaiian / Pacific Islander</p> <p>Insufficient Sample</p>	<p>Native Hawaiian / Pacific Islander</p> <p>Insufficient Sample</p>
<p>English Learners</p> <p>Insufficient Sample</p>	<p>English Learners</p> <p>Insufficient Sample</p>
<p>Students with IEPs</p> <p>Insufficient Sample</p>	<p>Students with IEPs</p> <p>Insufficient Sample</p>
<p>Economically Disadvantaged 23 out of 68 Students</p> <p>Score: 33.8% Not Applicable No Data Prior Year </p>	<p>Economically Disadvantaged 6 out of 68 Students</p> <p>Score: 8.8% Not Applicable No Data Prior Year </p>







* Schools that are performing at the most positive value for a metric automatically receive a label of "Improving", even if no change in performance occurred.

* Due to COVID-19 pandemic-related test cancellations and exemptions, Keystone results for 2022-2023 are compared to pre-pandemic (2018-2019) performance; 2018-2019 subgroup data are not included.

College & Career: Every Student Graduates Ready for College and Careers

Goal 4 - Keystone Literature Proficiency, Grade 11

School Code | 5080 School Name | Parkway Center City Middle College High School

Keystone Literature: % of Students Proficient or Advanced, Grade 11	Keystone Literature: % of Students Below Basic, Grade 11
<p>All Students 96 out of 106 Students</p> <p>Score: 90.6%</p> <p>MAINTAINING +0.9 From Prior Year </p>	<p>All Students 0 out of 106 Students</p> <p>Score: 0.0%</p> <p>IMPROVING +0.0 From Prior Year </p>
<p>Black / African American 60 out of 68 Students</p> <p>Score: 88.2%</p> <p>Not Applicable No Data Prior Year </p>	<p>Black / African American 0 out of 68 Students</p> <p>Score: 0.0%</p> <p>Not Applicable No Data Prior Year </p>
<p>Hispanic / Latino</p> <p>Insufficient Sample</p>	<p>Hispanic / Latino</p> <p>Insufficient Sample</p>
<p>Multi Racial / Other</p> <p>Insufficient Sample</p>	<p>Multi Racial / Other</p> <p>Insufficient Sample</p>
<p>White</p> <p>Insufficient Sample</p>	<p>White</p> <p>Insufficient Sample</p>
<p>American Indian / Alaskan Native</p> <p>Insufficient Sample</p>	<p>American Indian / Alaskan Native</p> <p>Insufficient Sample</p>
<p>Asian</p> <p>Insufficient Sample</p>	<p>Asian</p> <p>Insufficient Sample</p>
<p>Native Hawaiian / Pacific Islander</p> <p>Insufficient Sample</p>	<p>Native Hawaiian / Pacific Islander</p> <p>Insufficient Sample</p>
<p>English Learners</p> <p>Insufficient Sample</p>	<p>English Learners</p> <p>Insufficient Sample</p>
<p>Students with IEPs</p> <p>Insufficient Sample</p>	<p>Students with IEPs</p> <p>Insufficient Sample</p>
<p>Economically Disadvantaged 60 out of 68 Students</p> <p>Score: 88.2%</p> <p>Not Applicable No Data Prior Year </p>	<p>Economically Disadvantaged 0 out of 68 Students</p> <p>Score: 0.0%</p> <p>Not Applicable No Data Prior Year </p>

* Schools that are performing at the most positive value for a metric automatically receive a label of "Improving", even if no change in performance occurred.

* Due to COVID-19 pandemic-related test cancellations and exemptions, Keystone results for 2022-2023 are compared to pre-pandemic (2018-2019) performance; 2018-2019 subgroup data are not included.

College & Career: Every Student Graduates Ready for College and Careers

Goal 4 - Keystone Overall Proficiency, Grade 11

Goal 5 - Career and Technical Education, Grade 12

School Code | 5080 School Name | Parkway Center City Middle College High School

Keystone All Subjects: % of Students Proficient or Advanced, Grade 11

All Students

25 out of 106 Students

Score: 23.6%

NOT IMPROVING

-17.5 From Prior Year



Black / African American

12 out of 68 Students

Score: 17.7%

Not Applicable

No Data Prior Year



Hispanic / Latino

Insufficient Sample

Multi Racial / Other

Insufficient Sample

White

Insufficient Sample

American Indian / Alaskan Native

Insufficient Sample

Asian

Insufficient Sample

Native Hawaiian / Pacific Islander

Insufficient Sample

English Learners

Insufficient Sample

Students with IEPs

Insufficient Sample

Economically Disadvantaged

15 out of 68 Students

Score: 22.1%

Not Applicable

No Data Prior Year



% of 12th Grade CTE Students Meeting Industry Standards

All Students

Insufficient Sample

* Schools that are performing at the most positive value for a metric automatically receive a label of "Improving", even if no change in performance occurred.

* Due to COVID-19 pandemic-related test cancellations and exemptions, Keystone results for 2022-2023 are compared to pre-pandemic (2018-2019) performance; 2018-2019 subgroup data are not included.